



Aras Innovator 30

Client Settings for Firefox on Mac

Document #: D-008092

Last Modified: 12/20/2023

Copyright Information

Copyright © 2023 Aras Corporation. All Rights Reserved.

Aras Corporation
100 Brickstone Square
Suite 100
Andover, MA 01810
Phone: 978-691-8900

E-mail: support@aras.com

Website: <https://www.aras.com/>

Notice of Rights

Copyright © 2023 by Aras Corporation and/or its affiliates. All rights reserved.

This document is protected by U.S. and international copyright laws and conventions. No copyright may be obscured or removed from this document. This document may not be modified or altered, or reproduced or transmitted in any form, without the explicit permission of the copyright holder.

Aras Innovator, Aras, and the Aras Corp "A" logo are registered trademarks of Aras Corporation in the United States and other countries.

All other trademarks referenced herein are the property of their respective owners.

Notice of Liability

THIS DOCUMENT IS PROVIDED FOR INFORMATIONAL PURPOSES ONLY, AND THE CONTENTS HEREOF ARE SUBJECT TO CHANGE WITHOUT NOTICE. THE INFORMATION CONTAINED IN THIS DOCUMENT IS DISTRIBUTED ON AN "AS IS" BASIS, WITHOUT WARRANTY OF ANY KIND, EXPRESS OR IMPLIED, INCLUDING, BUT NOT LIMITED TO, THE IMPLIED WARRANTIES OF MERCHANTABILITY AND FITNESS FOR A PARTICULAR PURPOSE OR A WARRANTY OF NON-INFRINGEMENT. ARAS SHALL HAVE NO LIABILITY TO ANY PERSON OR ENTITY WITH RESPECT TO ANY LOSS OR DAMAGE CAUSED OR ALLEGED TO BE CAUSED DIRECTLY OR INDIRECTLY BY THE INFORMATION CONTAINED IN THIS DOCUMENT OR BY THE SOFTWARE OR HARDWARE PRODUCTS DESCRIBED HEREIN.

Table of Contents

Send Us Your Comments	4
Document Conventions	5
1 Client Configuration	6
1.1 Installed Software.....	6
1.2 Required Settings.....	7
1.3 Optional Settings.....	8
2 Troubleshooting.....	9
2.1 My pre-defined language pack and locale are not properly displaying when connected to Aras Innovator.....	9
2.2 Firefox Allows a Maximum of 20 Pop-ups.....	10
2.3 Note about Aras PDF Viewer	11

Send Us Your Comments

Aras Corporation welcomes your comments and suggestions on the quality and usefulness of this document. Your input is an important part of the information used for future revisions.

- Did you find any errors?
- Is the information clearly presented?
- Do you need more information? If so, where and what level of detail?
- Are the examples correct? Do you need more examples?
- What features did you like most?

If you find any errors or have any other suggestions for improvement, indicate the document title, and the chapter, section, and page number (if available).

You can send comments to us in the following ways:

Email:

TechDocs@aras.com

Subject: Aras Product Documentation

Or,

Postal service:

Aras Corporation
100 Brickstone Square
Suite 100
Andover, MA 01810
Attention: Aras Technical Documentation

If you would like a reply, provide your name, email address, address, and telephone number.

If you have usage issues with the software, visit <https://www.aras.com/support>

Document Conventions

The following table highlights the document conventions used in the document:

Convention	Description
Bold	Emphasizes the names of menu items, dialog boxes, dialog box elements, and commands. Example: Click OK .
Code	Code examples appear in <code>courier</code> font. It may represent text you type or data you read.
<code>Yellow highlight</code>	Code highlighted in yellow draws attention to the code that is being indicated in the content.
<code>Yellow highlight with red text</code>	Red text highlighted in yellow indicates the code parameter that needs to be changed or replaced.
<i>Italics</i>	Reference to other documents.
Note:	Notes contain additional useful information.
Warning	Warnings contain important information. Pay special attention to information highlighted this way.
Successive menu choices	Successive menu choices may appear with a greater than sign (-->) between the items that you will select consecutively. Example: Navigate to File --> Save --> OK .

1 Client Configuration

1.1 Installed Software

This release of Aras Innovator requires Firefox 102 ESR or 115 ESR.

To prevent unintentional upgrades to the browser, disable automatic upgrades as follows:

1. Open a new Firefox window.
2. Go to **Menu --> Preferences**. A dialog shown in Figure 1 appears.

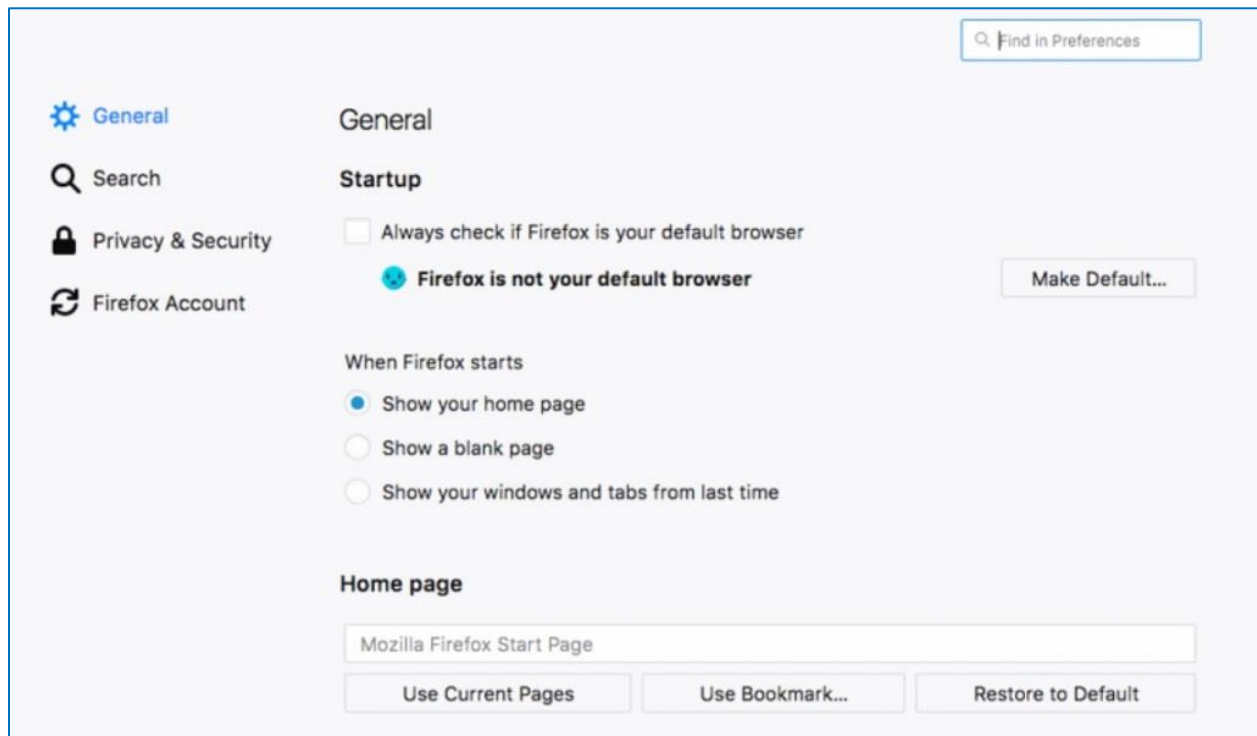


Figure 1.

3. Scroll down to the **Firefox Updates** section and click the **Never check for updates** button as shown in Figure 2.

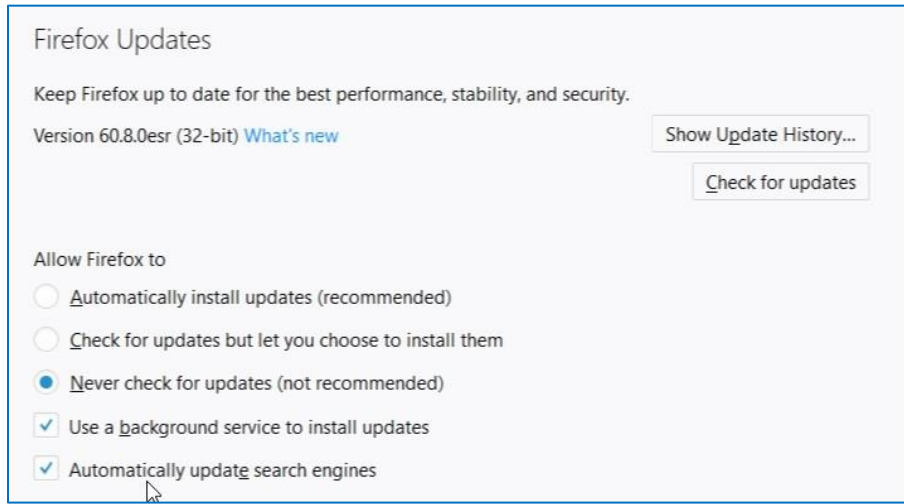


Figure 2.

1.2 Required Settings

You must set the **browser.tabs.remote.autostart** preferences to **false** as follows:

1. Open a new Firefox window.
2. Navigate to **about:config**. A warning shown in Figure 3 appears.

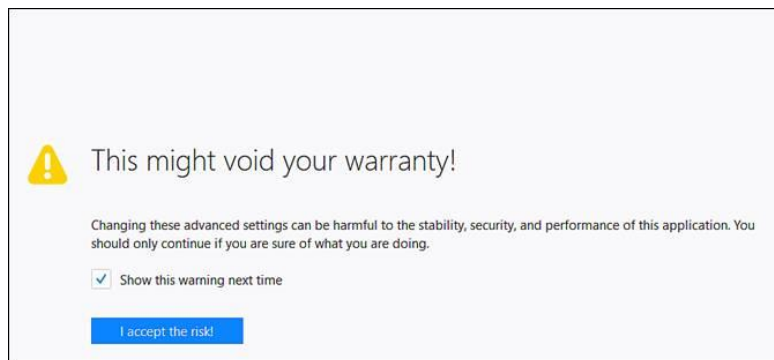


Figure 3.

3. Click **I accept the risk!**
4. Set **browser.tabs.remote.autostart** to **false**.

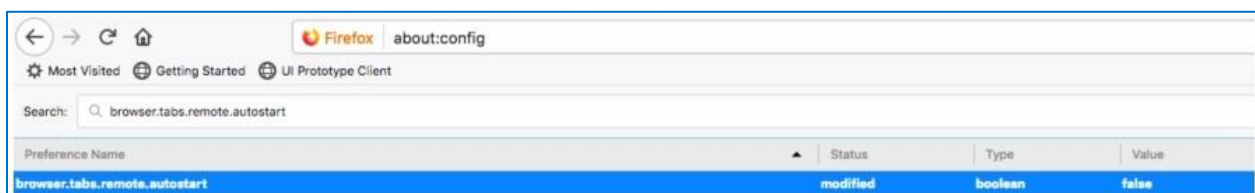


Figure 4.

You may need to have administrative rights to complete the following procedure:

1. Open a new Firefox dialog and browse to Aras Innovator.
2. You should now be able to log into Aras Innovator.

1.3 Optional Settings

The Gantt chart in Aras Innovator may appear different when printed due to missing background colors and images.

You can fix or prevent this issue by configuring the following settings:

1. Open the Firefox browser.
2. Select **Preferences -> Print -> Show Details**.

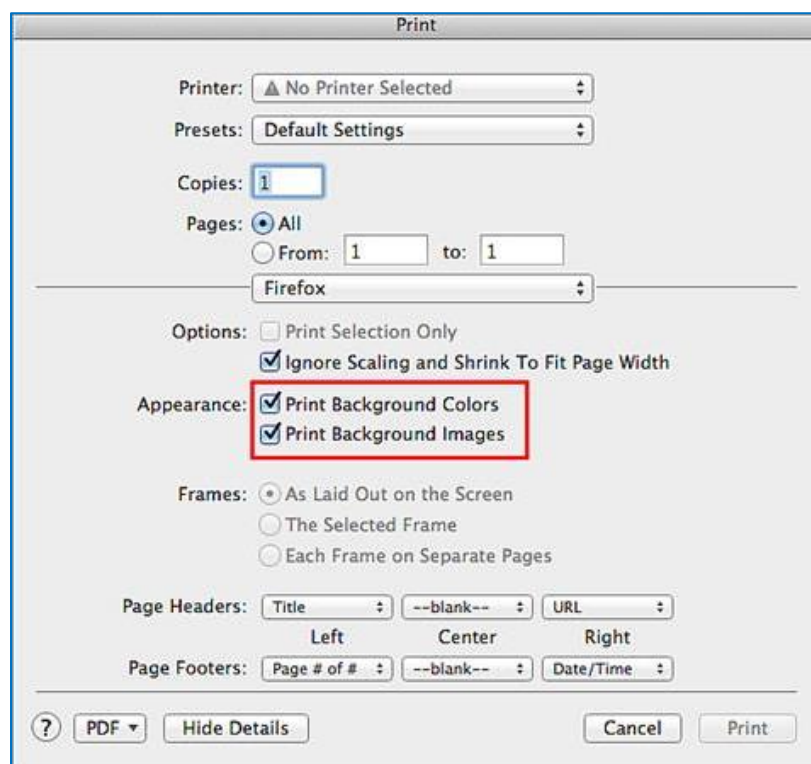


Figure 5.

3. Select the **Print Background Colors** check box.
4. Select the **Print Background Images** check box.
5. Exit the browser.

2 Troubleshooting

In this section, we describe some of the common problems people can encounter when setting up the client.

2.1 My pre-defined language pack and locale are not properly displaying when connected to Aras Innovator

The localization settings for the client are pulled from the Firefox browser 'Languages' setting as opposed to the system 'Region and Language Settings'.

Use the following procedure to change the language settings in Firefox for Mac.

1. Open Firefox browser and select **Preferences**.
2. Scroll down to the **Language and Appearance** section.
3. In the Languages section, click **Choose**.
4. Click **Select a language to add...**

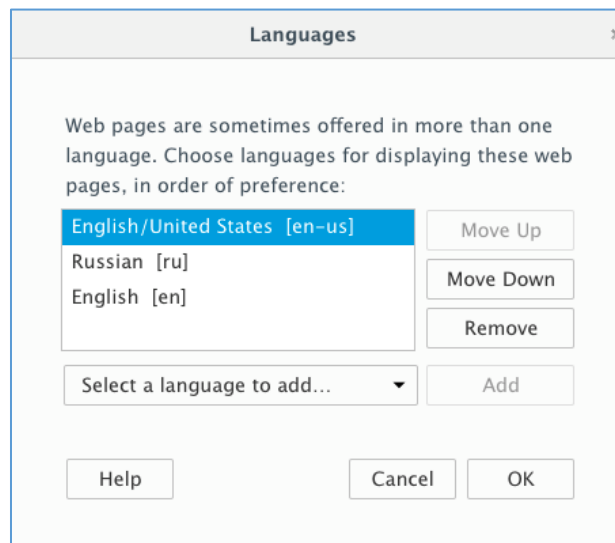


Figure 6.

5. Select the required language and locale. For example, Japanese [ja]

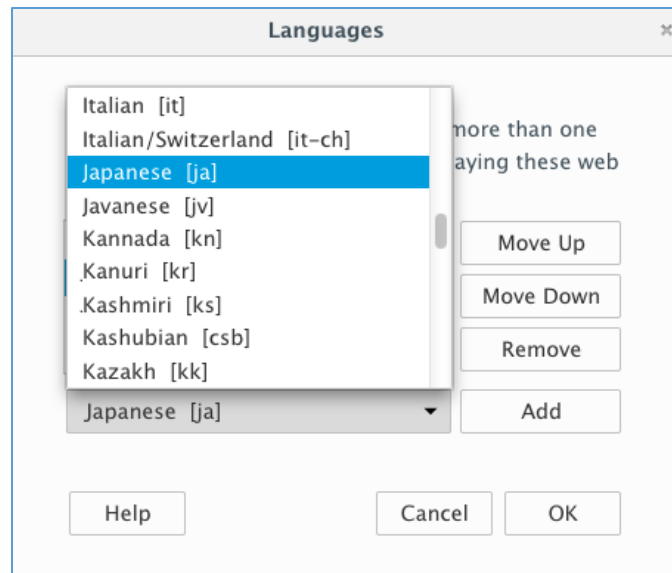


Figure 7.

6. Click **Add**.
7. Move the selected language to the top using **Move Up**.
8. Close the browser.
9. Login to Aras Innovator as administrator/innovator.
10. Confirm that the selected language is applied.

2.2 Firefox Allows a Maximum of 20 Pop-ups

By default, Firefox allows a maximum of 20 pop-up windows. If you try to open more than 20 pop-up windows, the following error appears:

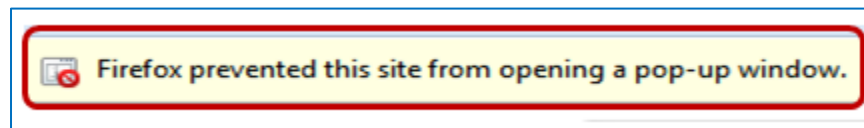


Figure 8.

Use the following procedure to resolve this issue:

1. Open a Firefox browser.
2. Type **about:config**. The preference list appears.

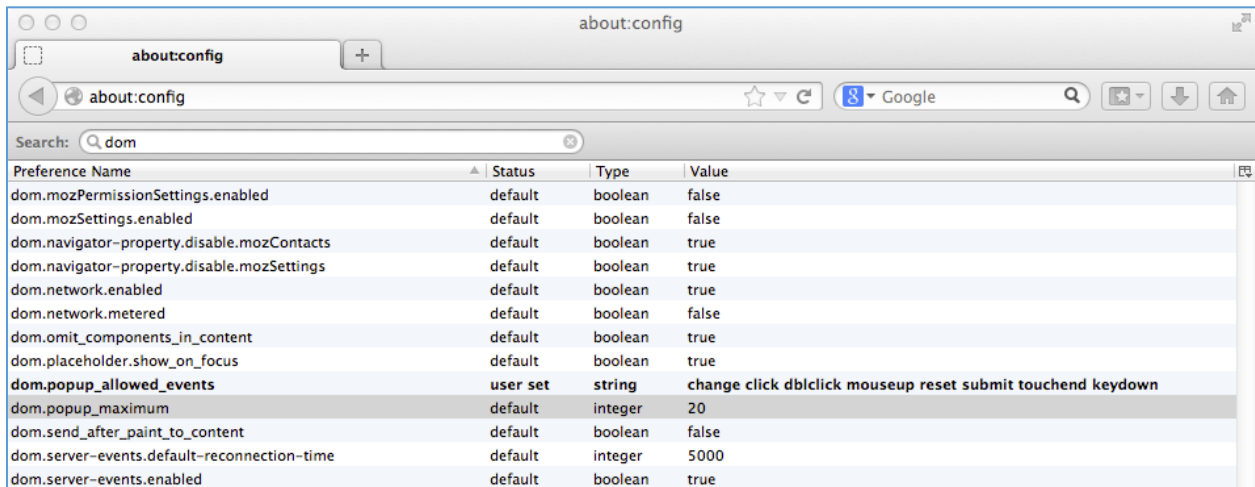


Figure 9.

3. Scroll to locate **dom.popup_maximum**, right-click and select **Modify**. The **Enter integer value** pop-up appears.

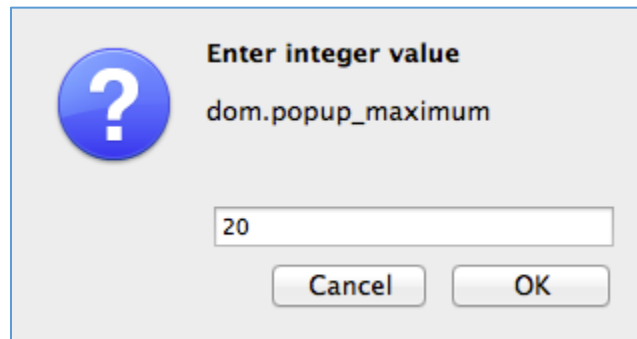


Figure 10.

4. Specify a very high integer value such as 5000 for **dom.popup_maximum**.
5. Click **OK**.

2.3 Note about Aras PDF Viewer

Aras PDF Viewer is a feature included in Aras Innovator to display PDF documents as part of the Visual Collaboration feature. The technology used to make the feature display PDFs is browser specific. Users may experience differences in behavior when loading in Firefox vs Edge or Chrome. While all browsers provide the same functionality, the user experience will be slightly different.